



LEICESTER CITY
HOUSING AND SUPPORT PLAN 2006 – 2011
FOR PEOPLE WITH LEARNING DISABILITIES

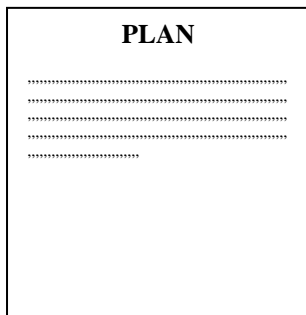
1. Introduction



1.1 This is the 2nd Learning Disabilities Housing and Support Plan for the city jointly drawn up with key partners and agreed by the Learning Disabilities Partnership Board.



1.2 The plan has been written so everyone can understand it with the help of Donna Bishop and Peter Penfold who represent people with a Learning Disability.



1.3 The plan includes what we know we need to do. The plan includes an action plan that we can consult on, action, update and review. The plan includes what we have done so far.




1.4 The Action Plan will be delivered through the Learning Disabilities, Housing and support working party group. This group will consult, monitor and review these Actions to make sure that we do what wants doing first.



1.4 “Valuing People” states that public services should be provided for people with learning disabilities on the same basis as for all citizens. Services for people with learning disabilities are based on four key principles;

- Legal and Civil Rights
- Promoting Independence
- Choice
- Inclusion



1.5 In writing the Plan clear links have been made with other plans namely;

- The Community Plan for Leicester
- The Housing Plan for Leicester – “a decent home within reach of every citizen”
- The Black and Minority Ethnic Housing Plan for Leicester – “promoting equality in the city through the provision of high quality services in Leicester in partnership with other organisations and agencies”
- The Supporting People Plan for Leicester
- Leicester’s Homelessness Plan 2003
- Mental Health Plan including Older Persons Mental Health Plan,.
- Other key Learning Disability Plans i.e. Person Centred Plan, Workforce Plan, Transitions Plan, the City’s Communication Plan, and Health Plan.

PLAN

.....
.....
.....
.....

2. The Overall Aim of a Learning Disabilities Housing and Support Plan

2.1 To ensure that people with a learning disability receive accommodation and support that they want and which is meets their needs.




2.2 To ensure that people with a learning disability have the same choices as other people so that they can become more independent and have more control over their lives.

2.3 To enable people with learning disabilities to lead full and purposeful lives within their community and to develop a range of friendships, activities and relationships.



2.4 To support people with learning disabilities to live with their carers and ensure that the support and networks are available for both the person with a learning disability and their carer/s.

3. Housing's Commitments




3.1 To ensure that people with learning disabilities have equal and fair access to services.

3.2 To enable people with learning disabilities to find accommodation and with appropriate support, to stay in their home as long as their home meets their needs.

3.3 To ensure that people with learning disabilities have housing options and choices suitable to their needs, the same as any citizen in Leicester.

3.4 To enable people with learning disabilities have access to affordable warmth and a healthy and safe living environment




4 Background – What we know about the Housing and Support needs of people

4.1 Leicester is a multi-cultural diverse city with a population of 279,923 (2001 census). Demand is high across all types of housing and house prices have risen in line with the regional average.



4.2 A Housing Needs survey in 2002 identified that there was a shortfall of 635 affordable housing in the city. It is also recognised that people with a learning disability may have other additional needs.



4.3 Learning Disability register research carried out in 2000 showed that 581 people lived with family carers. People with a learning disability in Leicester have now greater options in terms of housing and support.




The register research 2000 showed 581 people were living with family carers and of these 2000 carers were aged 61 or over and 71 carers were aged 71 or over. This means over time more people with learning disabilities will require housing and support services as more elderly carers become unable to continue in their caring role.

² Report drafted for consultation 20.12.2005 June Green, Services Manager, Housing Community Care together with Donna and Peter who represent people with Learning Disabilities. contact telephone no. 0119 2528736 or email address greej001@leicester.gov.uk




4.4 Between 2003/5 -150 people with learning disabilities have through supported living moved into either shared or individual tenancies with support and the models of type of accommodation has increased. People have all moved into supported housing within two sites as a result of the closure of Gorse Hill together with the transfer of three social care homes.



4.5 The forthcoming challenges are to provide timely suitable accommodation with support for people with learning disabilities coming through transition. It is estimated that every year between 20 and 30 people are Placed in residential settings due to lack of Options. Such options need to be built into the development plans making way for suitable provision year on year.



4.6 Supporting People continue to pay for support services that help people with learning disabilities live independently. In their plan they said that they would work to get more Learning Disability services in Leicester. They don't have any-more money to spend so its important that everyone that works with us gives them information that tells them what we need. Supporting People have said that they can only fund services if the service users have the greatest need. Supporting People are working with social, care & health to make services better for people with learning disabilities.



4.7 In the future we also know there has to be a review of the nine health homes in the city of which there are 66 city residents.




4.8 Social Care & Health & Supporting People have increased their support providers to three which include Lifeways, McIntyre, Advance. This plan needs to address the need for growth & availability further in order to sustain an adequate level of workers.




5 Changes in the population of people with learning disabilities

5.1 The number of people with learning disabilities in Leicester will increase by at least 11% in the ten year period from 1999-2009 (Information from Leicester University)

5.2 The ethnic makeup of people with learning disabilities broadly reflects that of the ethnicity of the general population.



5.3 People with learning disabilities are now living longer and Learning Disabilities register figures from 1999 indicated Within 60-69 age group would rise from 77 to 130 over a ten Year period. As more people with learning disabilities become elderly their individual level of need for both health and social care services is likely to increase and change in nature. This plan needs to ensure we address this and ensure that people are supported to living in their own homes.



5.2 The Learning Disabilities Register is an effective tool to measure the number of people with Learning Disabilities and who are living with carers.

5.2 The Disabled Children's Data Base also can contribute.

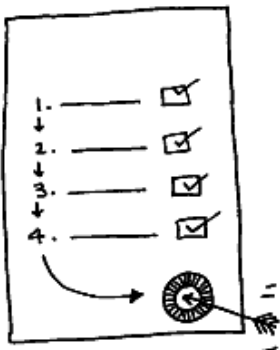
6 Financial Responsibilities/Sharing Risks



6.1 Currently there is mixed sources of funding in terms of supporting people to live more independently namely Health, Social Care & Health and Supporting People. People with learning disabilities in the main are in receipt of full housing benefit.



6.2 The plan needs to ensure more work is done around Direct Payments and ensure that people are aware of their rights.



6.3 social landlords are signed up to this plan. In order to all meet the Government's Target that by 2010 we will have a choice based lettings scheme, this plan will aim to ensure that choice based lettings are accessible to people with a learning disability and relevant resources are available to assist this.

6.4 This plan also needs to ensure that we continue maximise investment both from the public and private sector in order to supplement allocated Housing Investment resources.



6.5 We need to ensure that any future Bids for services are prepared with relevant partners for example supporting people and existing and new providers in order to maximise future resources.




6.6 Adequate resources need to be built into budgets to ensure that relevant training can be resourced together with fair pay structures that will enhance and promote sustainment of care and support workers in the future in line with corporate policies.

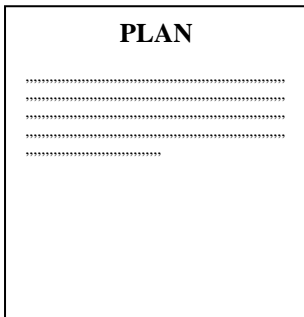
7. Implementation and Monitoring



7.1 This plan will be led by Housing but delivered through a partnership approach through the work of the Housing and Support working party group.



7.2 The working party group has representation from people with learning disabilities and carer's. This plan will be updated regularly and updated and agreed by the Learning Disabilities Partnership Board.



7.3 The Housing lead will ensure that this plan links with other relevant plans.