

LEARNING DISABILITY SERVICE **SUPPORTED LIVING STRATEGY**

Overall Aim:

To increase Independence and Inclusion in mainstream services for people with Learning Disabilities in Leicester.

Strategic Objectives:

- To reduce the numbers of people with Learning Disabilities living in Residential or Nursing Care Homes.
- To increase the numbers of people with Learning Disabilities living in Supported Living

Background:

Historically, approximately 25-35 people with Learning Disabilities have been placed in Residential Nursing care each year.

Since the writing of the original Housing and Support Plan 2002-2005 and the latest plan, 2006-2011, over 150 people with Learning Disabilities have now moved into Supported Living in Leicester.

Apart from dramatically reducing the number entering Residential Care (only 2 in the last financial year), there has also been a consistent reduction in the Residential population over this period, from a high of 425 in 2003 the population now stands at 325 and is forecast to continue reducing by 25 per year, reaching a level of 241 by 2010. This figure will then be similar to the population in 2002, prior to the transfer of almost 200 preserved rights placements.

Targets:

It is proposed that Supported Living placements increase by 50 people each year until 2010. This figure will be made up of 25 people currently residing in the community and 25 from Residential/Nursing Care.

All placements will be based on the outcome of Comprehensive Community Care Assessments.

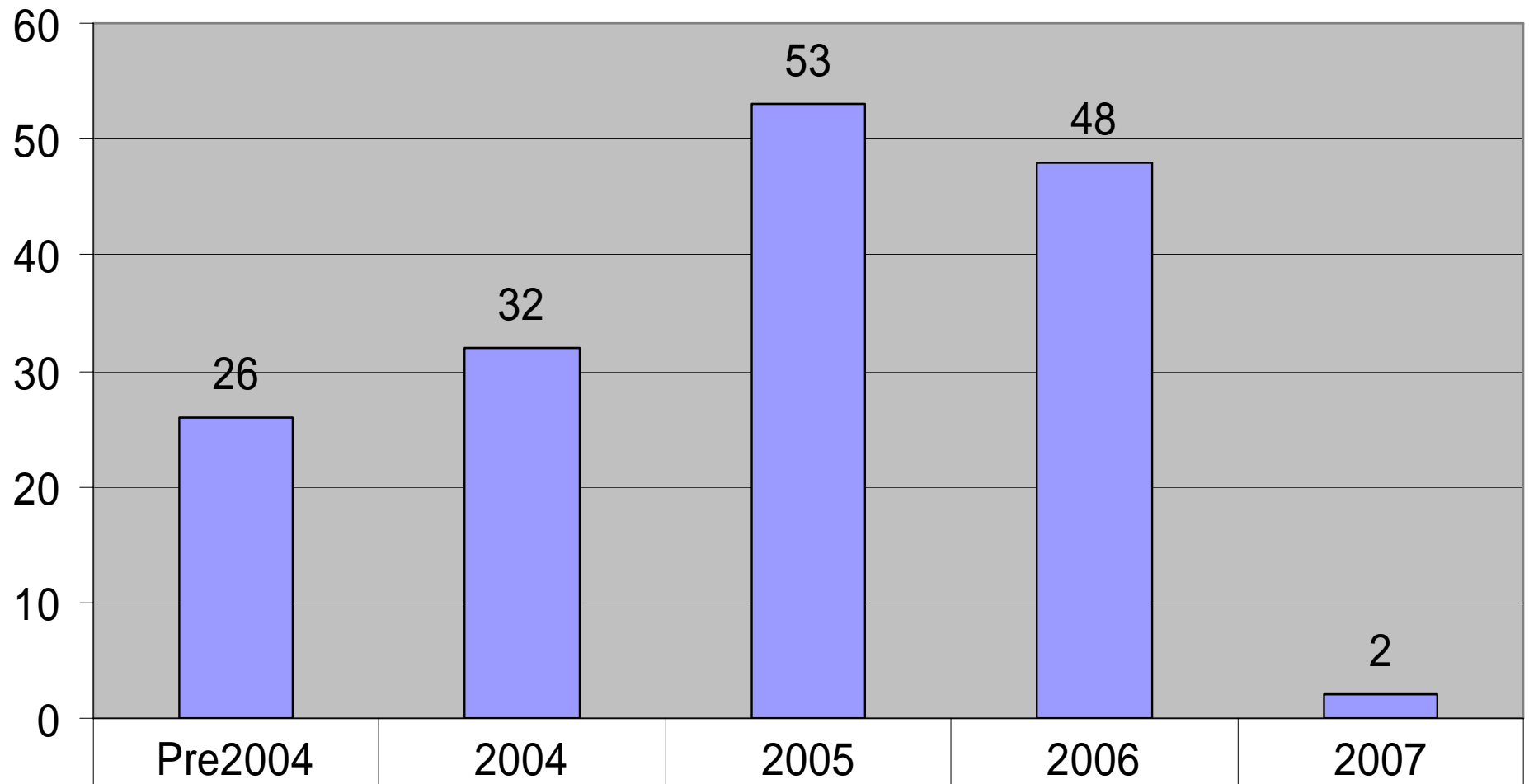
It has been calculated that there are approximately 75 people in Residential Care who want to move to Supported Living in the future.

Process:

- The process of identifying and moving individuals into Supported Living options is described in the procedural document “Learning Disabilities – Housing Options and Access to Housing in Leicester City.” This document, developed with the support of the Housing Strategy group, details the arrangements between Social Care, Housing and Supporting People regarding Supported Living.
- The ongoing development of Supported Living will be facilitated by two working groups. These will be:
 1. The Supported Living Development group:
An internal interdepartmental co-ordination group who will assess and develop options which can then be considered by the Housing Options Group.
 2. The Housing Options Group:
Will consist of a wider, multi-agency group including people with Learning Disabilities and Carers’ representatives. This group will report regularly to the Partnership Board.

Both groups will meet bi-monthly

SUPPORTED LIVING PLACEMENTS PER YEAR, PRE 2004 - 2007



Series1

26

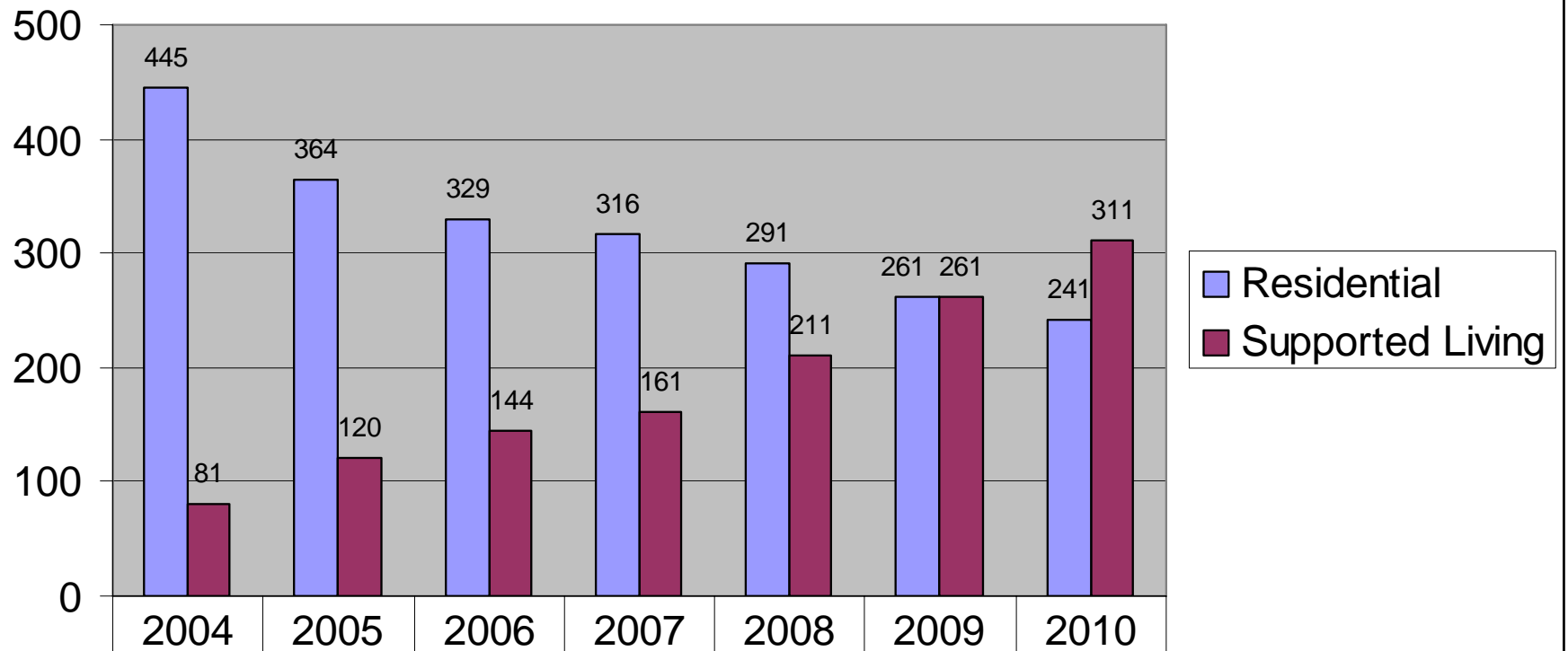
32

53

48

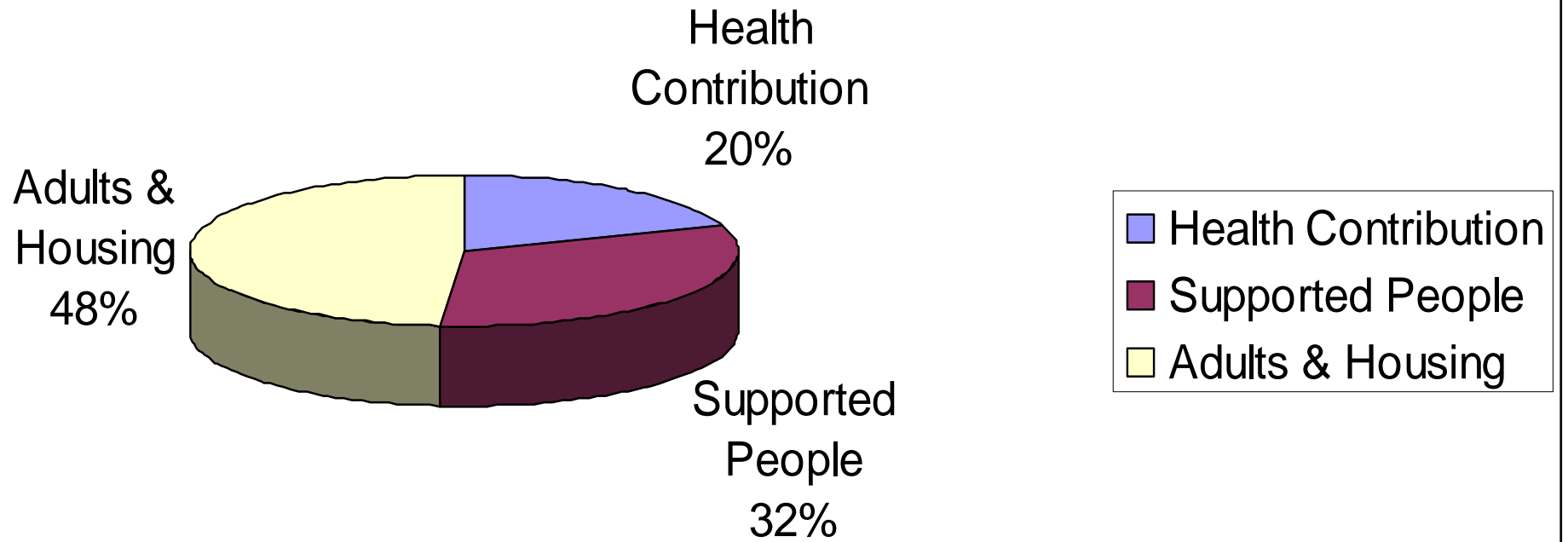
2

RESIDENTIAL AND SUPPORTED LIVING PLACEMENTS 2004-2010 (FORECAST)



Residential	445	364	329	316	291	261	241
Supported Living	81	120	144	161	211	261	311

SUPPORTED LIVING BREAKDOWN 2006/2007



TOTAL: £2,062,400

RESIDENTIAL PLACEMENTS 2002-2010

	Mar 02	Apr 02	Apr 03	Apr 04	Apr 05	Apr 06	Apr 07	Apr 08	Apr 09	Apr 10
No Placements	215	402	425	445	364	329	316	291	266	241
Percentage Increase/Decrease on Previous Year	9%	87%	6%	5%	-18%	-10%	-4%	-8%	-9%	-9%

